

Objective: Each child will understand the importance of obeying God's Word.

Bible Memory Verse: James 1:22

Supplies

OPENING

- Fish-shaped crackers
- Raincoat, hat, boots
- Fishing pole or net

BIBLE LESSON

- Bible, *Visual 2A*
- Smiles to tape over the frowns of the fishermen
- Netting from a nylon bag for vegetables or fruit (or an old soccer net)
- Flannel board or wall
- Felt, flannel, and
- Activity Sheets 2A and 2B*

- Pencils

- Visual 2B* for each child

- Tape, pencils, crayons or markers

BIBLE MEMORY VERSE

- Eight large, prepared construction paper fish, tape

CRAFT

- Activity Sheet 2C*

- Scissors; 6-inch lengths of yarn; glue or tape

Planning Tips

Cut three construction paper smiles to tape to the fishermen on *Visual 2A* as you tell the Bible story. Hang the Fishermen visual from *Visual 2A* on a wall or bulletin board at the children's eye level. Tape nylon netting from a sack of onions or fruit (or an old soccer net) to the boat and let it hang down the wall. Prepare the memory verse fish. Read through this lesson for additional preparation instructions.

Getting Started (10-20 minutes)

OPENING

Follow your regular opening ceremonies: attendance, offering, announcements, and prayer. Look each child in the eye and welcome him as he arrives. Take this time to get to know your students on a personal basis.

SONG TIME

Sing REJOICE IN THE LORD ALWAYS and THE B-I-B-L-E or some of your students' favorite praise songs. If the children know the first song well, try it as a round. (Have a leader for each group.) Then sing I AM A C-H-R-I-S-T-I-A-N.

Hint

Flannel boards are very easy to make. Glue a piece of flannel or felt stretched taut over a piece of plywood or heavy cardboard. Give the children some Bible pictures backed with felt so they can use the flannel board, too.

THEME INTRODUCTION

Have a child enter the room dressed for fishing and carrying a fishing pole or net. The leader should carry a package of fish-shaped crackers and give every child a handful of crackers.

As the children are munching on their crackers, have the fisherman say, **God has given so much to me! Today I went fishing, and look how many fish I caught. It was wonderful. Every day I read God's Word and I discover how He wants me to live. As I try to obey Him I am always blessed. Sometimes He blesses me with food to eat. Sometimes He blesses me with other good gifts. The best gift of all is His Word, the Bible. I know I please God whenever I do what the Bible says to do.**

Bible Lesson (10-15 minutes)

STUDY THE LESSON

Before the meeting, cut the Fishermen visual from *Visual 2A* and hang it on a wall or bulletin board at the children's eye level. Tape nylon netting from a sack of onions or potatoes to the boat and let it hang down the wall. Cut three smiles from construction paper. Back them with tape so the children can add them to the Fishermen visual during the Bible story.

Direct the children's attention to the Fishermen visual. Point out that the fishermen in the boat have very sad faces. Ask, **Why do you think the fishermen are sad?** (*They didn't catch any fish.*) Tell the children that today's Bible story is found in the Gospels of Luke and of John. Say, **This is a true story from God's Word, the Bible. It happened when Jesus was living on the earth.** Hold your Bible open on your lap as you tell the story. Use lots of expression as you tell the story.

OBEDIENT FISHERMEN

(Luke 5:1-6; John 21:1-6)

Rumble! Bumble! Hurry! Scurry! A big crowd gathered to hear Jesus. "I want to be near to Jesus." "Get out of my way. I can't see Jesus." People pushed and shoved. Everyone wanted to be close to Jesus. Everyone wanted to hear His words.

Splash! Splash! Jesus was standing beside a big lake. The cool waves rolled into shore. Jesus could feel the water on His tired feet. The noisy crowd was so close that they were pushing Jesus into the water. Jesus saw two boats in the water. He got into one of the boats.

"It will be easier to teach the crowd if I am in a boat," He said. Jesus asked a man called Simon to take the boat out just a little

**Bible Background**

When Jesus finished speaking, He instructed Peter to move his boat into deep water and to drop his nets for a catch of fish (Luke 5:1-4). The resulting catch was massive (verses 5-6). One form of fishing practiced at the Sea of Galilee involved using a net about eight feet wide and perhaps hundreds of feet long. Cork floats on one side and weights on the other caused the net to hang in the water like a fence. The fishermen played out the net, encircling an area. Then they pulled in the lower side of the net to form a huge bag. Finally, they hauled the net with its fish to the surface.

way from the shore. Jesus sat down in the boat and He taught the people.

When Jesus had finished teaching the people, He told Simon to sail the boat into deep water. "Let's go fishing!" said Jesus.

Yawning! Stretching! Groaning! Moaning! Simon did not want to go fishing. "Jesus, we fished all night. We did not catch any fish. I'm tired. But because You are telling me to go fishing again, I will."

Screeching! Scrawling! The nets were lowered into the deep, cool water. Simon peered into the dark lake. Would he catch any fish?

Fluster! Bluster! The nets were about to break! *Flipping! Flapping!* Fish were filling the nets. They were swimming into the nets from everywhere in the deep, dark lake.

Yahoo! Hurray! A happy smile filled Simon's face. Because Simon had obeyed Jesus and lowered his fishing nets into the lake he had caught more fish than his nets could even hold. It was truly a miracle.

Aching! Heartbreaking! The day came when the disciples were very sad. *Sighing! Crying!* Tears rolled down their cheeks. Jesus had been crucified. Jesus, their Friend who had helped them catch so many fish, their Friend who had taught them about God had died. He had come alive again some days ago, but where was He now?

The disciples decided to go fishing. *Splish! Splash!* Went their nets into the water. They fished all night.

They talked about Jesus while they fished. They remembered what it had been like to go fishing with Jesus. But this night they did not catch any fish. Jesus was gone. And the fish seemed to be gone, too.

Morning came. "Friends, have you caught any fish?" The disciples heard the voice of a man. The man was standing on the shore. They did not know who the man was. "No!" they answered.

"Throw your net in the water on the right side of the boat," said the man. The disciples obeyed the man.

Razzle! Dazzle! Happy! Snappy! The net filled with fish, and suddenly, *joyfully, merrily* the disciples knew who the Man was. Jesus! Jesus was alive! And here He was, in the early morning, once again blessing His followers because they obeyed His Word. He was blessing His followers because He loved them so very much.

(Let three children add smiles to the Fishermen visual.)

Nets filled with fish. Hearts filled with gladness. It was a very good day.

Key Verse:

James 1:22

"But be ye doers of the Word, and not hearers only, deceiving your own selves." (KJV)

"Do not merely listen to the Word, and so deceive yourselves. Do what it says."

(NIV)

REVIEW THE LESSON

Before the lesson, cut out three or four construction paper fish for each child from *Visuals 2B*, and hide the fish around the room. Tape some to the bottoms of chairs and tables. Make a smiling face for each fisherman in the visual, and bring tape.

Tell the children that fish have been hidden around the room. Their task is to find all of the fish and tape them to the net on the Fishermen visual. As the children begin taping fish to the net, mention how happy the fishermen were when they caught so many fish. Have a child tape smiling faces over the sad faces of the fishermen in the boat. Remind the children that the fishermen obeyed Jesus even when they were tired and discouraged. Say, **When we obey Jesus, He is pleased.**

Hand out pencils and *Activity Sheet 2A*. Read the directions aloud. Then read a word on one of the fish and let the children decide if that word is from the story. If so, they should circle the fish and draw a line from the fish through the maze, and into the net. (The fish with words that are not from the story do not have a clear path through the maze.)

When they are finished, choose a child to read a sentence from the story that uses one of the words in the circled fish. Do this for each circled word, giving several children a chance to participate.

Bible Memory Verse (5 minutes)

James 1:22 — *“But be ye doers of the Word, and not hearers only, deceiving your own selves.”* (KJV)

“Do not merely listen to the Word, and so deceive yourselves. Do what it says.” (NIV)

Before the lesson, copy *Visuals 2C* and cut out eight large fish. Print one phrase of the memory verse on each fish: But be ye doers/ of the Word,/and not/hearers only,/deceiving/your own/selves./James 1:22. (Do not/merely listen/to the Word/and so/deceive yourselves./ Do what/it says./James 1:22 — NIV)

Tape the fish onto a wall, in the correct order. Have the children read the verse aloud together, saying the reference (James 1:22) at the end. Begin removing one fish from the wall at a time, having the children continue to repeat the verse until they can say it without looking at the words.

Bible Learning Activities (20-25 minutes)

BIBLE ACTIVITY

Have the children turn to *Activity Sheet 2B*. Hand out crayons or markers. Read the directions aloud. Let the children color all of the shapes that contain a small fish. Have them print each letter on one of the blank lines below. Let a good reader read the question aloud, and choose another child to read the answer. (*obey*)

Explain that God wants us to do what He tells us to do. He does not want us to read the Bible and then just ignore the things it says. Let the children name some specific things God tells us in the Bible that we should do. Remind them that all of our behaviors have consequences or results. Say a brief prayer asking God to help each child make good choices.

BIBLE CRAFT

Have the children turn to *Activity Sheet 2C*. Hand out scissors, 8-inch lengths of yarn (three per child), crayons, and glue or tape. Read the directions aloud. Let the children cut out the boat, the memory verse in the version you choose, and the fish. Let the children color the backs of the boats. Help the children glue or tape the fish to the yarn pieces as indicated. Help each child tie a loop at the top of the yarn hanger.

Make sure they put their names on the boats before they are collected. Compliment the children as they clean up their work tables.


BIBLE GAME



Have the children sit in a large circle for this game. Choose one child to be the fisherman. He begins walking around the outside of the circle, patting the other children on the shoulder and saying "Empty net, empty net, empty net, fish!" The child who has been called a fish must chase the fisherman around the outside of the circle. If the fisherman is caught before he can reach the seat vacated by the "fish," he goes in the lake (the center of the circle) and the "fish" becomes the next fisherman. If the fisherman is not caught then the fish must go into the center of the circle and the fisherman may choose a new fisherman to begin the new round. Continue playing until most of the children are in the center of the circle.

Closing Prayer (5-10 minutes)

Close the meeting in prayer, giving the children an opportunity to pray, if they desire. Hand out the Boat and Fish crafts, and Activity Sheets to the children as they leave.

Fishermen






Fish Patterns

Name _____

Fishing with Jesus


The disciples obeyed Jesus even though they had been fishing all night. When they obeyed, they caught more fish than their net could hold. Circle those fish with words from today's Bible story. Then trace the path from each of those circled fish through the maze and into the net. Jesus loves you. Jesus wants you to obey Him just as the disciples did.



Name _____

I've Read God's Word, Now What?

The fishermen obeyed Jesus even though they were tired and wanted to go home. What happened? They caught lots of fish! Color all of the shapes in the drawing that contain a small fish. You will discover what God wants us to do once we have read or listened to His Word, the Bible. Print the answer on the blank lines below.


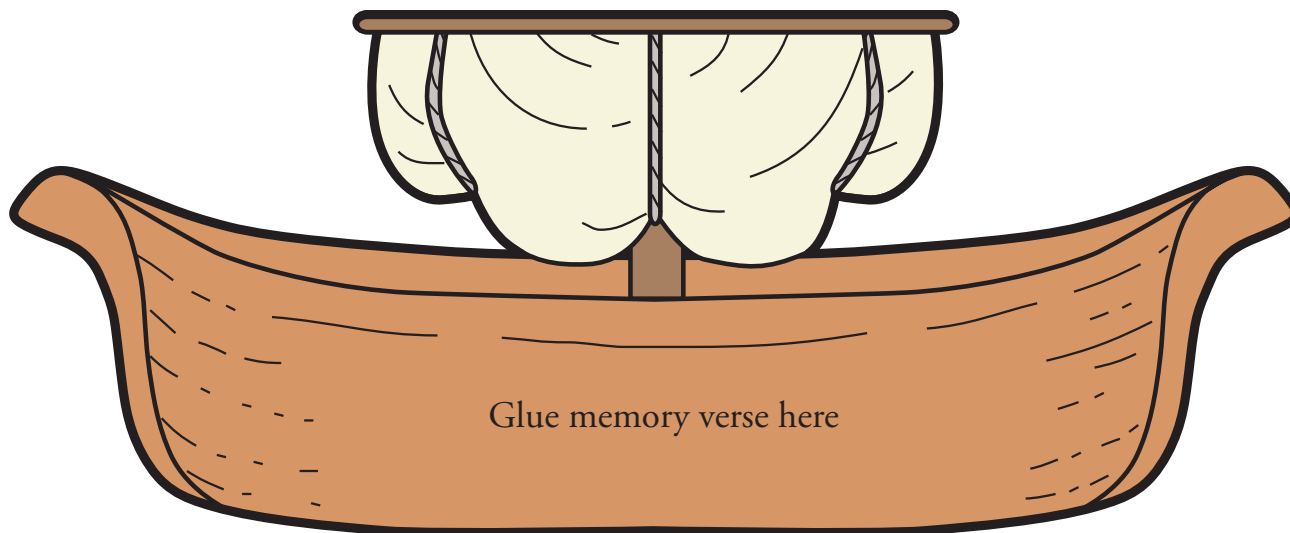


What does God want us to do with His Word?

Name _____

Fish Mobile

Cut out the boat, the memory verse your leader chooses, and the fish. Write the name of someone you should obey on each fish. Glue the verse to the front of the boat. Tape two 8-inch pieces of yarn to the back of the boat. Tape three fish, evenly spaced, on each piece of yarn. Tape another length of yarn to the top of the boat. Tie a loop at the top of the yarn for a hanger. Hang your mobile where you can see it, to remind you how much God blesses those who obey Him.



“Be ye doers of the Word, and not hearers only, deceiving your own selves.” — James 1:22 (KJV)

“Do not merely listen to the Word, and so deceive yourselves. Do what it says.” — James 1:22 (NIV)