

PRESCHOOL ALL-IN-ONE KIT CONTENTS

Summer Theme: God Cares About Me

Scope and Sequence	2
How to Use the Preschool All-in-One Kit	3
What You Need This Quarter.	4
Additional Preschool Program Materials	5
Multi-Use Flex-Lesson™	6
Preschool Award Program	8
Honeybees Summer Leader’s Guide	10
Cubby Bears Summer Leader’s Guide.	69

Copyright © 2008 Christian Ed. Publishers • P. O. Box 26639, San Diego, CA 92196

Unless otherwise noted, Scripture is from the KING JAMES VERSION of the Bible.

Scripture marked (NIV) is taken from the HOLY BIBLE, NEW INTERNATIONAL VERSION.

Copyright © 1973, 1978, 1984 International Bible Society. Used by permission of Zondervan Bible Publishers.

Visit our website: ChristianEdWarehouse.com

PRESCHOOL ALL-IN-ONE KIT SCOPE AND SEQUENCE



MEETING TOPICS



BIBLE LESSON



MEMORY VERSE



1. God Created Plants and Trees
2. God Created Birds and Animals
3. God Created You and Me
4. God Planned for Families
5. I Can Help Care for God's World
6. God Created Many Colors
7. God Created Many Sounds
8. God Created Many Tastes
9. Thank You, God, for Creating Me
10. Thank You, God, for Your Greatness
11. Thank You, God, for Caring
12. Thank You, God, for Your Goodness
 - Stand-Alone Thanksgiving Meeting

- God creates plants and trees
 God creates birds and animals
 God creates people
 God creates families
 The Garden of Eden
 Noah and the rainbow
 Tower of Babel
 Abraham's Visitors
 Jacob and Esau
 Moses before Pharaoh
 God provided for small creatures
 Jewish feasts celebrate God's goodness
 A psalm of praise to God

- Genesis 1:1
 Genesis 1:1
 Genesis 1:1
 Genesis 1:1
 Nahum 1:7
 Nahum 1:7
 Nahum 1:7
 Nahum 1:7
 Psalm 107:1
 Psalm 107:1
 Psalm 107:1
 Psalm 107:1
 Psalm 30:12



1. Who Heard the Angel?
2. Who Did Elizabeth Touch?
3. What Did the Shepherds See?
4. Where Did the Wise Men Travel?
5. Jesus Was a Helper
6. Comforting As Jesus Did
7. Doing Kind Things As Jesus Did
8. Praying As Jesus Did
9. Jesus Knows Me
10. Jesus Loves Me
11. Jesus Shows Me How to Pray
12. Jesus Teaches Me About God
 - Stand-Alone Christmas Meeting

- The angel told Mary about Jesus' birth
 The birth of John
 Angels appear to the shepherds
 The wise men visit Jesus
 Jesus and the woman at the well
 Jesus raises Lazarus from the dead
 Jesus washes the disciples' feet
 Jesus prays for His disciples
 Jesus explains the worth of a sparrow
 Jesus blesses the children
 Jesus teaches the Lord's Prayer
 Jesus teaches on hearing God's Word
 Jesus is born

- John 3:16
 John 3:16
 John 3:16
 John 3:16
 John 13:34
 John 13:34
 John 13:34
 John 13:34
 Ephesians 5:2
 Ephesians 5:2
 Ephesians 5:2
 Ephesians 5:2
 I John 4:14



1. My Family Helped Me Begin
2. My Family Helps Me Grow
3. My Family Helps Me Belong
4. My Family Helps Me Be My Best
5. I Know Jesus
6. I Love Jesus
7. I Can Listen to Jesus
8. Jesus Lives in Heaven Today
9. I Can Help My Parents
10. I Can Help My Friends
11. I Can Share
12. I Can Be Kind
 - Stand-Alone Patriotic Meeting

- Moses' birth
 Moses in the river
 Moses' two homes
 Moses is helped by Aaron
 Who do people say Jesus is?
 Jesus enters Jerusalem
 Mary listens to Jesus
 Jesus ascends to heaven
 Ruth helps her mother-in-law
 Philip brings Nathanael to Jesus
 David and Jonathan share
 David is kind to Mephibosheth
 Jesus comes alive again

- Ephesians 6:1
 Ephesians 6:1
 Ephesians 6:1
 Ephesians 6:1
 Psalm 95:1
 Psalm 95:1
 Psalm 95:1
 Psalm 95:1
 John 15:12
 John 15:12
 John 15:12
 John 15:12
 Mark 16:6




1. I Learn God Is Powerful
2. I Learn God Is Wise
3. I Learn God Is Loving
4. I Praise God
5. God Helps Me Know His Plan
6. God Helps Me Be Brave
7. God Helps Me Obey My Parents
8. God Helps Me Do My Best
9. I Hear God's Word
10. I Pray to God
11. I Obey God
12. I Sing to God
 - Stand-Alone Patriotic Meeting

- Pentecost
 Scattering of the church
 First Gentile Christians
 Paul's exhortation to praise
 David is chosen to be king
 David kills a lion and bear
 David obeys Jesse
 David serves Saul
 Jesus in the temple
 Solomon's prayer
 Israel chooses to serve God
 Music in the temple
 Thanking God for our country

- Psalm 96:4
 Psalm 96:4
 Psalm 96:4
 Psalm 96:4
 Hebrews 13:6
 Hebrews 13:6
 Hebrews 13:6
 Hebrews 13:6
 Psalm 9:1
 Psalm 9:1
 Psalm 9:1
 Psalm 9:1
 Psalm 18:1

HOW TO USE THE SUMMER PRESCHOOL ALL-IN-ONE KIT

If you have mostly two- and three-year-olds or younger preschoolers, use the meetings from the *Honeybees Leader's Guide* (beginning on page 10). If you have only four- and five-year olds, use the meetings from the *Cubby Bears Leader's Guide* (beginning on page 69). If you decide to have a separate class for each group, order an extra Preschool All-in-One Kit Leader's Guide so each teacher can have a Leader's Guide.



For VBS

5 DAYS: Use Meetings 1-5 of either the *Honeybees* or the *Cubby Bears Leader's Guide*.

10 DAYS: Use Meetings 1-10 of either the *Honeybees* or the *Cubby Bears Leader's Guide*.

Set up the Learning Centers so the children can begin them as soon as they arrive. If your VBS begins with everyone together for music, be prepared to have one helper take smaller children to your preschool classroom for free play if the large group setting becomes overwhelming. Print the *VBS Getting Started Manual* from the enclosed CD-ROM for more VBS suggestions.

For Mid-Week Programs, Bible Clubs or Daycare

Use the First Meeting of the Week activities from either the *Honeybees* or the *Cubby Bears Leader's Guide*. Use the Second Meeting Options to pick and choose additional activities to reinforce the lesson or to expand the learning time to two hours. Use Meetings 1-12 plus the Stand-Alone Patriotic Meeting for 13 weeks of Bible teaching. Print the *Cubby Bears* and *Honeybees Getting Started Manuals* from the enclosed CD-ROM for more Bible Club and Daycare suggestions.



For Sunday School

Use the First Meeting of the Week activities from either the *Honeybees* or the *Cubby Bears Leader's Guide*. If your time is limited, you may choose to leave out the craft or game or only offer one Learning Center each week. Use Meetings 1-12 plus the Stand-Alone Patriotic Meeting for 13 weeks of Bible teaching. Print the *Cubby Bears* and *Honeybees Getting Started Manuals* from the enclosed CD-ROM for more suggestions.



For Combined Ages 2-5

Use the *Honeybees Leader's Guide* (beginning on page 10). Print the *Bible Corner Classroom Activity Sheets* and the *Bible Happenings Take-Home Papers* from the enclosed CD-ROM. Copy one set for each child. Let your older children show the younger ones how to do the action rhymes, sing the songs, play the games, and complete the crafts. Younger children may simply watch some activities without participating, which is fine. However, they should remain seated in the circle or at the craft table while the activity is happening. Do not let children wander around the room unless it is time for free play.

HOW TO GET STARTED THIS QUARTER


Before the beginning of each quarter, we encourage all preschool leaders to meet together for a time of prayer and preparation. Enthusiastic, consistent, prayerful planning is the key to a great program. Older teens who have leadership potential may also be included as meeting helpers. Give the teens specific jobs to do during the meeting.

During your planning session, review the Scriptures and objectives of each weekly meeting for the quarter (or for the unit, if you meet more often). Copy the planning sheets on pages 15, 33, and 51 and give one to each leader and helper. Fill out the worksheet for each meeting. Plan any special events, review meetings needing special preparation or supplies, and assign responsibilities for each part of the meetings. Then close your planning session in a time of prayer and worship. Pray for each child, leader, and helper, asking God to bless your efforts to bring children to Him.

WHAT YOU NEED THIS QUARTER

Here are all the materials you will need for richly rewarding Bible learning experiences this quarter. Your students will love all the activities, games, crafts, and stories. Plus you can use the materials again and again in future lessons to strengthen and support the biblical truths you are teaching.

You have these:



MULTI-USE FLEX-LESSON™ Leader's Guide includes two complete meeting plans each week for 13 weeks of Honeybees and Cubby Bears, and guides the leader quickly and easily through each **MULTI-USE™** meeting of the quarter. This Leader's Guide with CD-ROM is part of your standing order. **Summer Quarter #15064CDL4**



All-in-One Kit CD-ROM contains PDF files of *Bible Friends & Bible Corner Activity Sheets*, *Bible Happenings Take-Home Papers*, *Welcome to Awards* reproducible award activities for ages 2-3 and ages 4-5, and the *Getting Started Manual*. Print as many copies as you need for the quarter.



Preschool Bible Teaching Resources contain teaching visuals, game supplies, and patterns for an entire quarter of meetings. These Bible Teaching Resources are part of your standing order. **Summer Quarter #35064**

Print these from the enclosed CD-ROM:




Honeybees Bible Corner Activity Sheets for twos and threes are designed to be used during the meeting. Each issue is filled with exciting activities and crafts that reinforce the weekly Bible story. Each quarter of Activity Sheets also features *What's the Buzz?* newsletter for leaders.



Bible Friends Activity Sheets for fours and fives are designed to be used during the First Meeting of the Week. Each issue is filled with exciting activities and crafts that reinforce the weekly Bible story. Each quarter of Activity Sheets also features *Child's Play* newsletter for leaders.



Bible Happenings Take-Home Papers contain fun activities, an easy-to-read Bible story, and a family project—all related to the weekly Bible theme. Each quarter of Take-Home Papers also includes a newsletter to extend the Bible learning at home and get parents involved.



Getting Started Manuals contain all the information you need to get your preschool program up and running, articles about preschool children, recruiting ideas, age-appropriate suggestions, teaching tips, and more.



Welcome to Awards contain reproducible award activities for your little ones to complete each week. As the child finishes the award pages, he earns a T-shirt, membership card, cap or pennant, an emblem, and then embroidered awards to iron onto his cap or pennant. When he completes all the *Welcome to Awards* pages, he receives his own *Student Award Book 1*.